



Washing Instructions

Wash wisely



Washstation
Smart. Green. Clean.



You can download the App
from the App Store, Google Play
or Huawei AppGallery



Using the App

Download and open the Washstation App in your smart phone and create an account



You have the option to reserve a washer for 10 mins from anywhere



Choose washer or dryer



Option to add another machine (Yes/No)



Select cycle



Proceed with payment

Using the machines



Load machine with washing – Max 3/4 full



If you are washing, add your detergent and close door



Press start on the machine



You'll receive an email to notify you that the cycle is ending



Cycle finish (Wait 30 secs and unload)

Laundry top tips


- Check all pockets before wash for all foreign objects



- Do not use colour catchers



- Do not overfill washing machine, $\frac{3}{4}$ full is maximum capacity, check door seal and inside drum to make sure everything is clear



Beware as this may lead to:


- Water may not drain away
- Clothes may not spin dry properly in washer
- Clothes may be too wet to dry properly in dryer
- Door may not unlock as water needs to drain away
- Clothes may be trapped inside
- It may damage the machine, risking delays and poor wash quality



- Select the best wash and drying programme
See washing and drying cycle guides for details



- Clean out lint filter before you use dryer



Scan here for Espanol, Francais,
Cymreig, 中文 version

Washstation Helpline 0800 141 2331
service@washstation.co.uk